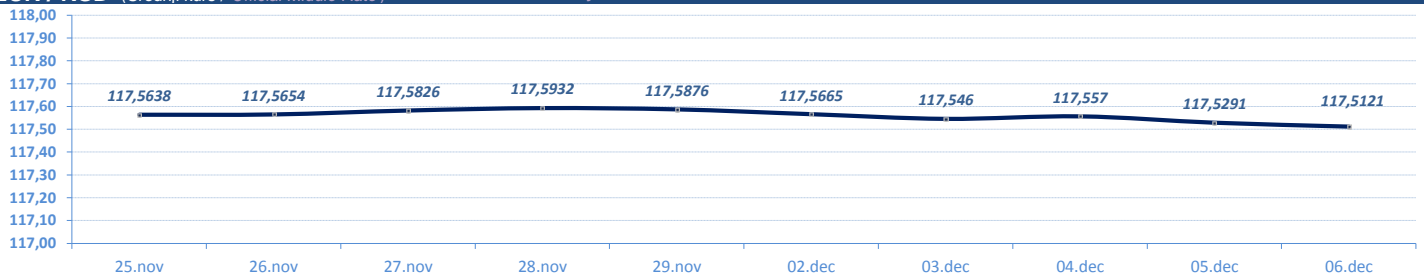


**VESTI / NEWS**

- ▶ **SREDNJI KURS EUR/RSD**: Dinar ojačao u odnosu na evro za 0,017 dinara, srednji kurs **117,5121**. Obim međubankarske trgovine evrom na dan 5. decembar do 12:30h iznosio je 13,1 miliona evra. NBS nije intervenisala na međubankarskom tržištu (od početka godine ukupno prodala 390 miliona evra i kupila 2.730 miliona evra).
- ▶ **BEOGRADSKA BERZA**: Indeksi zabeležili rast vrednosti, BELEX15 viši za 0,98 odsto, BELEXline za 0,71%. Promet **manji** u odnosu na prethodni dan, na regulisanom tržištu najviše trgovano akcijama Komerijalne banke, NIS-a, Aerodroma Nikola Tesla, Philip Morrisa i Kopaonika.

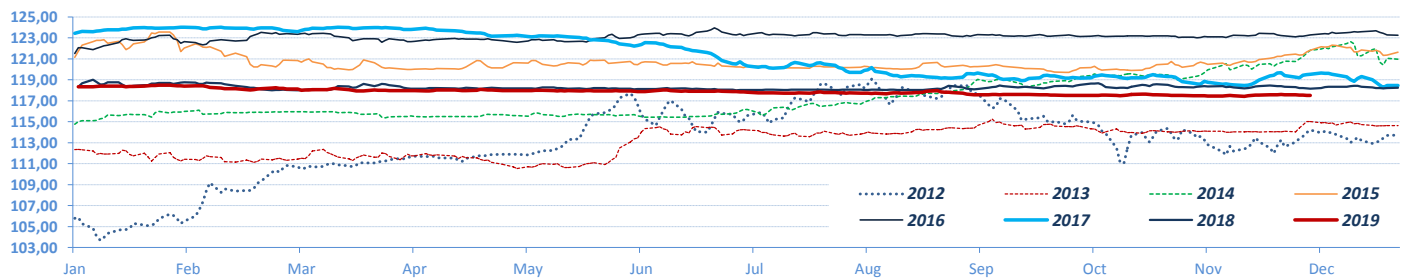
**DEVIZNO TRŽIŠTE / FX MARKET**

**EUR / RSD** (Srednji kurs / Official Middle Rate) ▶ 10 dana / 10 days

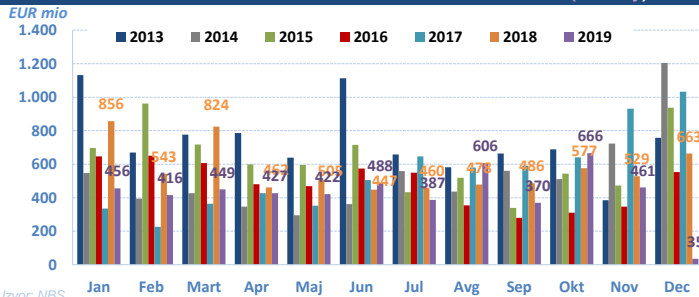


Izvor/Source: NBS

**EUR / RSD** (Srednji kurs / Official middle rate) ▶ Jan - ....

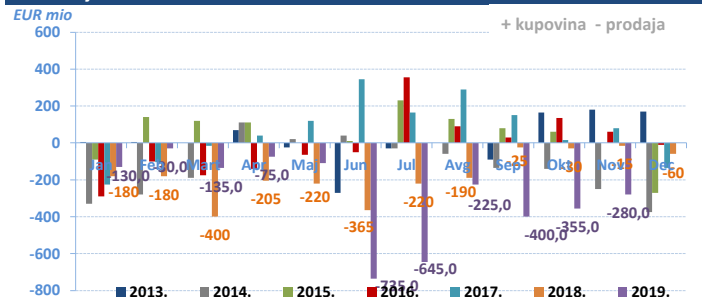


**Promet na međubankarskom tržištu / Volumes on FX Interbank market (eur only)**

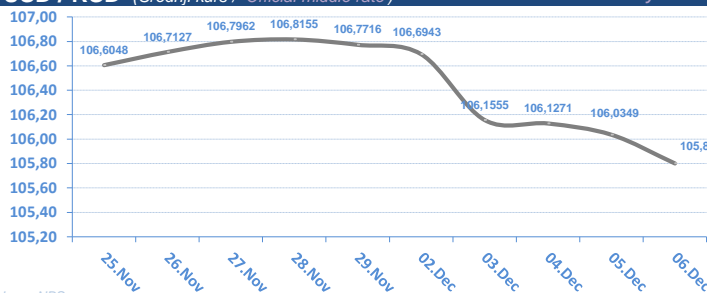


Izvor: NBS

**Intervencije NBS na deviznom tržištu / NBS Interventions on FX interbank market**

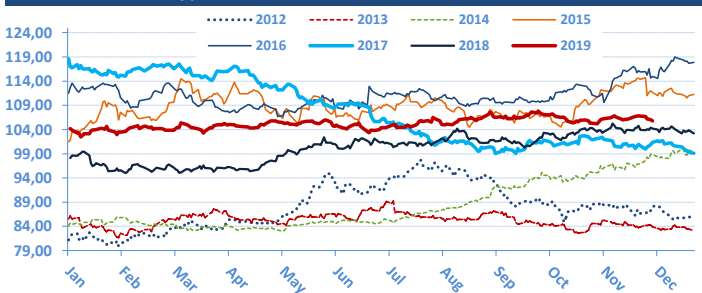


**USD / RSD** (Srednji kurs / Official middle rate) ▶ 10 dana / 10 days



Izvor: NBS

**USD / RSD** (Srednji kurs / Official middle rate) ▶ Jan - ....

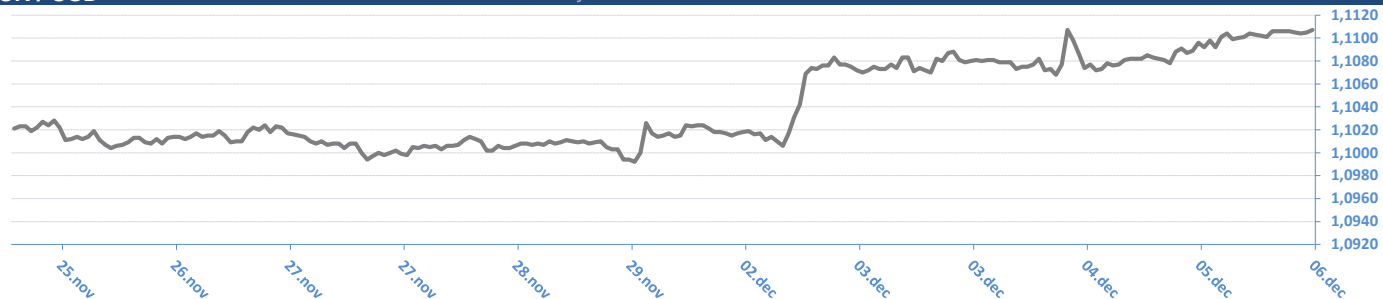


| Monthly change | EUR/RSD  | %      | USD/RSD  | %      |
|----------------|----------|--------|----------|--------|
| 02.12.19       | 117,5665 | 0,04%  | 106,6943 | 1,33%  |
| 01.11.19       | 117,5235 | 0,01%  | 105,2889 | -2,38% |
| 01.10.19       | 117,5135 | -0,17% | 107,8600 | 0,70%  |
| 02.09.19       | 117,7193 | -0,02% | 107,1149 | 0,55%  |
| 01.08.19       | 117,7449 | -0,12% | 106,5275 | 2,44%  |
| 01.07.19       | 117,8875 | -0,04% | 103,9939 | -1,42% |
| 03.06.19       | 117,9288 | -0,03% | 105,4914 | -0,08% |
| 03.05.19       | 117,9626 | -0,01% | 105,5783 | 0,57%  |
| 01.04.19       | 117,9759 | -0,13% | 104,9794 | 1,06%  |
| 01.03.19       | 118,1291 | -0,25% | 103,8772 | 0,32%  |
| 01.02.19       | 118,4266 | 0,07%  | 103,5469 | -0,61% |
| 03.01.19       | 118,3439 | 0,10%  | 104,1851 | 0,14%  |
| 03.12.18       | 118,2313 |        | 104,0402 |        |

| Yearly change | EUR/RSD  | %      | USD/RSD  | %       |
|---------------|----------|--------|----------|---------|
| 06.12.19      | 117,5121 | -0,70% | 105,8000 | 7,81%   |
| 03.01.19      | 118,3439 | 0,00%  | 104,1851 | 6,16%   |
| 03.01.18      | 118,3431 | -4,14% | 98,1367  | -17,25% |
| 04.01.17      | 123,4512 | 1,59%  | 118,6004 | 6,34%   |
| 04.01.16      | 121,5145 | 0,30%  | 111,5324 | 9,90%   |
| 05.01.15      | 121,1543 | 5,58%  | 101,4863 | 20,72%  |
| 03.01.14      | 114,7559 | 2,14%  | 84,0641  | -1,67%  |
| 03.01.13      | 112,3495 | 6,20%  | 85,4889  | 5,32%   |
| 04.01.12      | 105,7880 | -0,21% | 81,1693  | 2,16%   |
| 04.01.11      | 106,0156 | 10,47% | 79,4541  | 18,48%  |
| 04.01.10      | 95,9679  | 7,17%  | 67,0635  | 4,25%   |
| 05.01.09      | 89,5436  | 12,27% | 64,3273  | 18,68%  |
| 03.01.08      | 79,7577  |        | 54,2016  |         |

**EUR / USD**

► 10 dana / 10 days

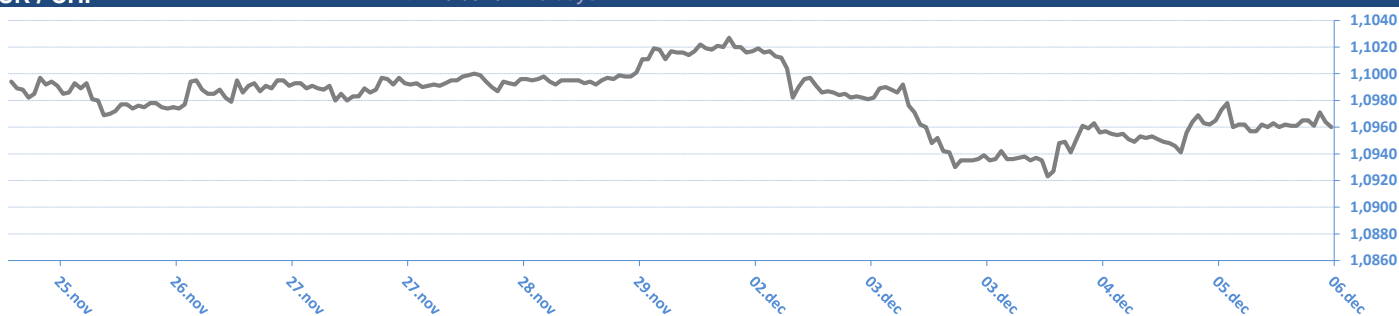


**EUR / USD**



**EUR / CHF**

► 10 dana / 10 days



**EUR / CHF**



Izvor / Source: Reuters

06.12.2019 09:22:29

**EUR / XX**

| Valutni par / CCY pair | Kupovni/BID | Prodajni/ASK |
|------------------------|-------------|--------------|
| EUR/USD                | 1,1106      | 1,1110       |
| EUR/JPY                | 120,6500    | 120,7000     |
| EUR/GBP                | 0,8450      | 0,8451       |
| EUR/CHF                | 1,0960      | 1,0961       |
| EUR/DKK                | 7,4714      | 7,4721       |
| EUR/NOK                | 10,1373     | 10,1392      |
| EUR/SEK                | 10,5262     | 10,5307      |
| EUR/CAD                | 1,4635      | 1,4637       |
| EUR/AUD                | 1,6230      | 1,6233       |
| EUR/HUF                | 330,4700    | 330,7700     |
| EUR/CZK                | 25,5320     | 25,5390      |
| EUR/PLN                | 4,2732      | 4,2740       |
| EUR/HRK                | 7,4370      | 7,4400       |
| EUR/RUB                | 70,7786     | 70,7938      |
| EUR/NZD                | 1,6917      | 1,6919       |

**USD / XX**

| Valutni par / CCY pair | Kupovni/BID | Prodajni/ASK |
|------------------------|-------------|--------------|
| USD/EUR                | 0,9001      | 0,9001       |
| USD/JPY                | 108,6200    | 108,6500     |
| USD/GBP                | 0,7607      | 0,7607       |
| USD/CHF                | 0,9865      | 0,9869       |
| USD/DKK                | 6,7258      | 6,7268       |
| USD/NOK                | 9,1256      | 9,1286       |
| USD/SEK                | 9,4761      | 9,4801       |
| USD/CAD                | 1,3175      | 1,3177       |
| USD/AUD                | 1,4609      | 1,4613       |
| USD/HUF                | 297,5700    | 297,7200     |
| USD/CZK                | 22,9820     | 22,9970      |
| USD/SKK                | 21,5460     | 21,6000      |
| USD/PLN                | 3,8466      | 3,8479       |
| USD/HRK                | 6,6940      | 6,6985       |
| USD/RUB                | 63,7221     | 63,7327      |
| USD/NZD                | 1,5228      | 1,5235       |

\* Međunarodno devizno međubankarsko tržište / International FX Interbank Market

Izvor / Source: Reuters

**EURIBOR**

|    |        |
|----|--------|
| SW | -0,493 |
| 1M | -0,453 |
| 3M | -0,395 |
| 6M | -0,336 |
| 1Y | -0,269 |

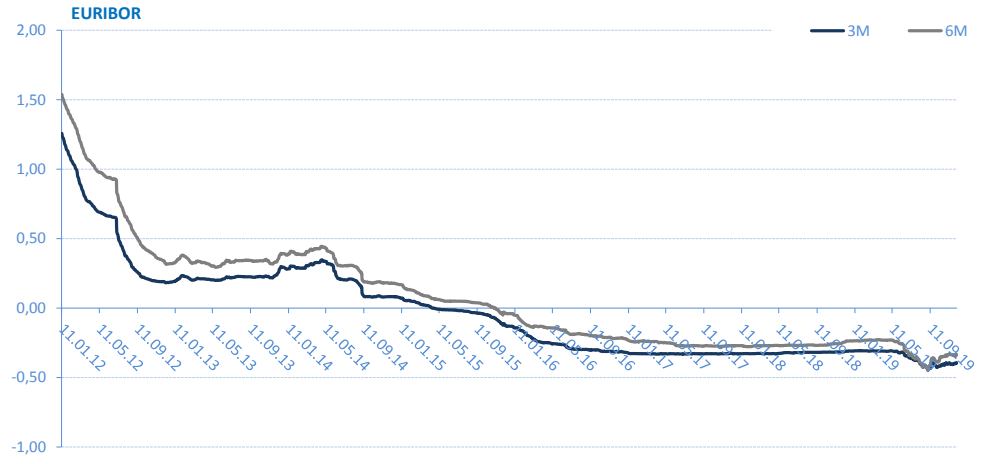
\* Izvor: Reuters; Objavljeno prethodnog radnog dana

**Kamatne stope Centralnih Banaka**

Interest rates of Central banks

| CB  | Kamatna stopa / Interest rate |
|-----|-------------------------------|
| USD | 1,75                          |
| EUR | 0,00                          |
| GBP | 0,75                          |
| CAD | 1,75                          |
| AUD | 0,75                          |
| JPY | 0,10                          |

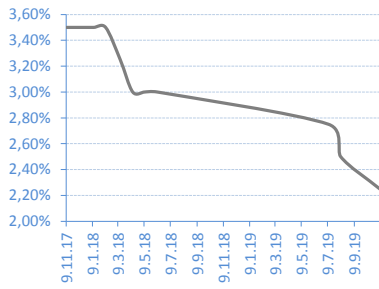
\* Izvor: Reuters; Objavljeno prethodnog radnog dana



**REFERENTNA KAMATNA STOPA NBS / NBS Key Policy Rates**

| Date     | Rate  | Change (%) |
|----------|-------|------------|
| 07.11.19 | 2,25% | -10,00%    |
| 08.08.19 | 2,50% | -9,09%     |
| 11.07.19 | 2,75% | -8,33%     |
| 08.06.18 | 3,00% | 0,00%      |
| 10.05.18 | 3,00% | 0,00%      |
| 12.04.18 | 3,00% | -7,69%     |
| 14.03.18 | 3,25% | -7,14%     |
| 08.02.18 | 3,50% | 0,00%      |
| 11.01.18 | 3,50% | 0,00%      |
| 07.12.17 | 3,50% |            |

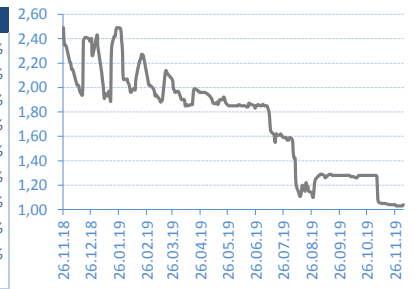
\* Izvor/Source : NBS



**BEONIA**

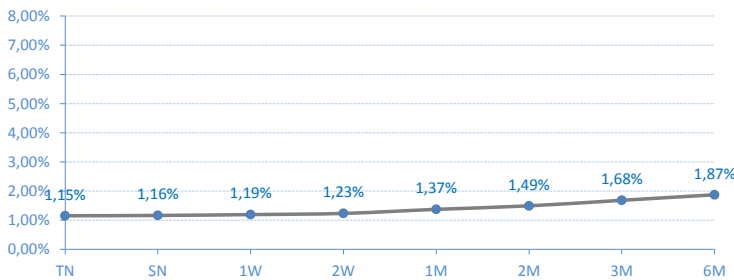
| Date     | Rate  | Change (%) |
|----------|-------|------------|
| 05.12.19 | 1,04% | 0,97%      |
| 04.12.19 | 1,03% | 0,00%      |
| 03.12.19 | 1,03% | 0,00%      |
| 02.12.19 | 1,03% | 0,00%      |
| 29.11.19 | 1,03% | 0,00%      |
| 28.11.19 | 1,03% | 0,00%      |
| 27.11.19 | 1,03% | -0,96%     |
| 26.11.19 | 1,04% | 0,00%      |
| 25.11.19 | 1,04% | 0,00%      |
| 22.11.19 | 1,04% | 0,00%      |

\* Izvor/Source : Reuters; Objavljeno prethodnog radnog dana / Published on previous working day

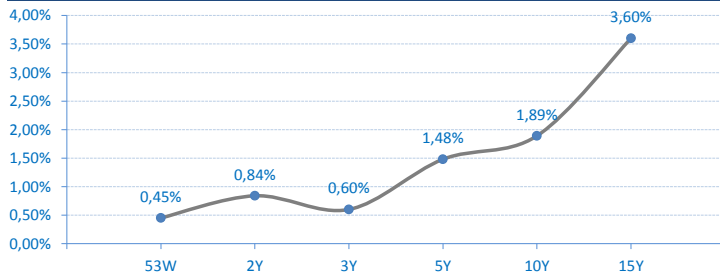


**Kamatne stope/Prinos na tržištu / Market Interest Rates**

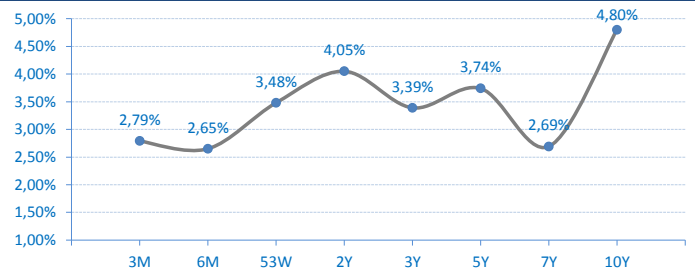
**Belibor**



**Državne HOV Republike Srbije u Euvrima - prinosi sa poslednje aukcije**  
Government bonds (EUR) of Republic of Serbia - yield on last primary auction



**Državne HOV Republike Srbije u Dinarima - prinosi sa poslednje aukcije**  
Government bonds (RSD) of Republic of Serbia - yield on last primary auction



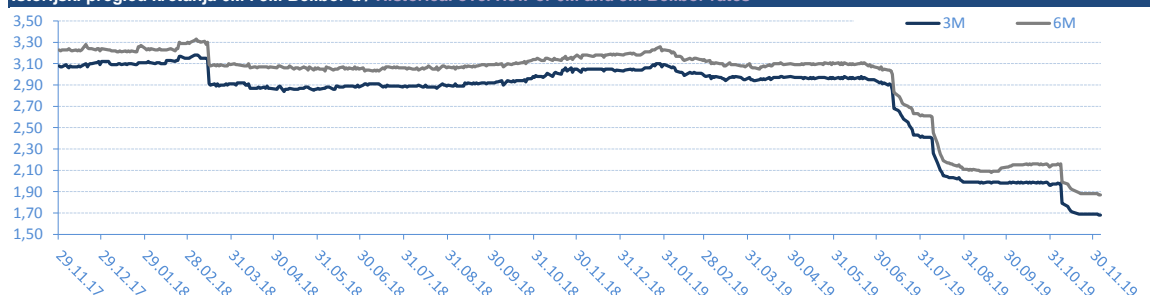
**BELIBOR**

**Trenutne stope / Current rates**

|    |       |
|----|-------|
| TN | 1,15% |
| SN | 1,16% |
| 1W | 1,19% |
| 2W | 1,23% |
| 1M | 1,37% |
| 2M | 1,49% |
| 3M | 1,68% |
| 6M | 1,87% |

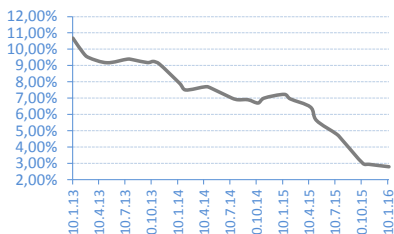
\* Izvor/Source : Reuters; Objavljeno prethodnog radnog dana / Published on previous working day

**Istorijski pregled kretanja 6M i 3M Belibor-a / Historical overview of 6M and 3M Belibor rates**



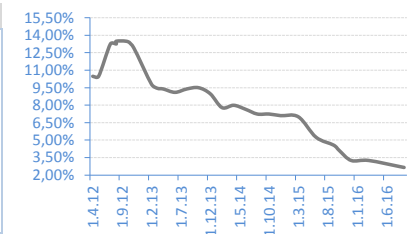
T-BILLS 3M - RSD

| Date     | Rate  | Realisation |
|----------|-------|-------------|
| 14.01.16 | 2,79% | 100,00%     |
| 05.11.15 | 2,94% | 100,00%     |
| 15.10.15 | 3,00% | 92,18%      |
| 06.08.15 | 4,40% | 96,26%      |
| 16.07.15 | 4,79% | 98,47%      |
| 07.05.15 | 5,63% | 92,92%      |
| 16.04.15 | 6,45% | 100,00%     |
| 05.02.15 | 6,95% | 45,05%      |



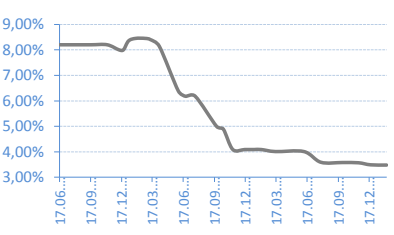
T-BILLS 6M - RSD

| Date     | Rate  | Realisation |
|----------|-------|-------------|
| 01.09.16 | 2,65% | 23,03%      |
| 03.03.16 | 3,25% | 96,46%      |
| 03.12.15 | 3,25% | 97,22%      |
| 08.10.15 | 4,09% | 100,00%     |
| 03.09.15 | 4,57% | 87,90%      |
| 04.06.15 | 5,25% | 93,30%      |
| 05.03.15 | 7,00% | 21,33%      |
| 04.12.14 | 7,10% | 100,00%     |



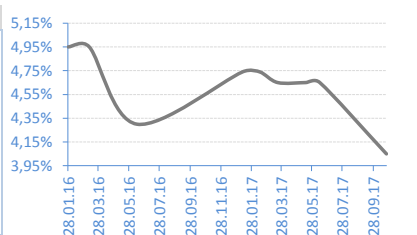
T-BILLS 53W - RSD

| Date     | Rate  | Realisation |
|----------|-------|-------------|
| 06.02.17 | 3,48% | 17,91%      |
| 21.12.16 | 3,49% | 32,22%      |
| 15.11.16 | 3,57% | 45,64%      |
| 28.09.16 | 3,58% | 52,92%      |
| 27.07.16 | 3,59% | 49,07%      |
| 07.06.16 | 4,01% | 78,06%      |
| 15.03.16 | 4,01% | 16,73%      |
| 02.02.16 | 4,09% | 63,42%      |



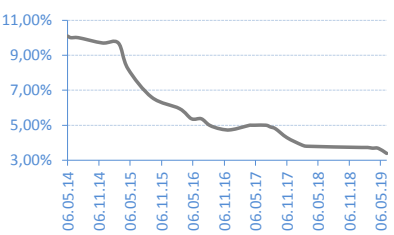
G-BONDS 2Y - RSD

| Date     | Rate  | Realisation |
|----------|-------|-------------|
| 24.10.17 | 4,05% | 116,30%     |
| 13.06.17 | 4,65% | 51,56%      |
| 16.05.17 | 4,65% | 43,95%      |
| 21.03.17 | 4,65% | 100,00%     |
| 13.02.17 | 4,74% | 78,80%      |
| 10.01.17 | 4,74% | 23,25%      |
| 13.06.16 | 4,30% | 95,67%      |
| 10.03.16 | 4,95% | 56,41%      |



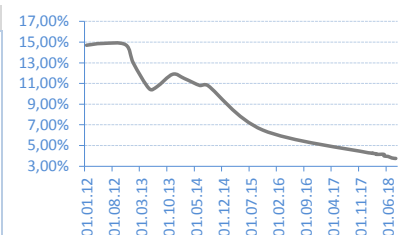
G-BONDS 3Y - RSD

| Date     | Rate  | Realisation |
|----------|-------|-------------|
| 11.06.19 | 3,39% | 62,60%      |
| 23.04.19 | 3,68% | 88,70%      |
| 19.03.19 | 3,69% | 112,71%     |
| 20.02.19 | 3,73% | 120,53%     |
| 15.01.19 | 3,73% | 60,94%      |
| 28.02.18 | 3,80% | 100,00%     |
| 30.01.18 | 3,88% | 34,77%      |
| 06.11.17 | 4,29% | 97,97%      |



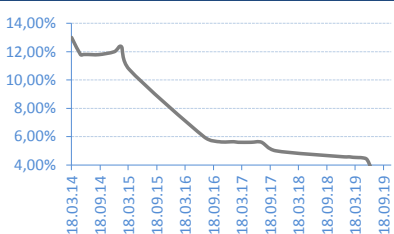
G-BONDS 5Y - RSD

| Date     | Rate  | Realisation |
|----------|-------|-------------|
| 11.09.18 | 3,74% | 98,60%      |
| 14.08.18 | 3,75% | 65,62%      |
| 17.07.18 | 3,80% | 40,58%      |
| 05.06.18 | 3,95% | 35,67%      |
| 22.05.18 | 3,99% | 26,18%      |
| 08.05.18 | 4,15% | 97,00%      |
| 24.04.18 | 4,15% | 52,31%      |
| 10.04.18 | 4,15% | 32,63%      |



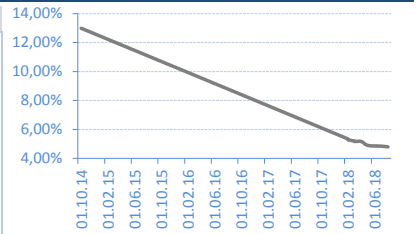
G-BONDS 7Y - RSD

| Date     | Rate  | Realisation |
|----------|-------|-------------|
| 05.11.19 | 2,69% | 100,00%     |
| 01.10.19 | 3,40% | 247,35%     |
| 03.09.19 | 3,40% | 51,86%      |
| 06.08.19 | 3,50% | 47,86%      |
| 09.07.19 | 3,59% | 153,64%     |
| 04.06.19 | 4,37% | 267,04%     |
| 07.05.19 | 4,50% | 134,27%     |
| 10.04.19 | 4,52% | 75,42%      |



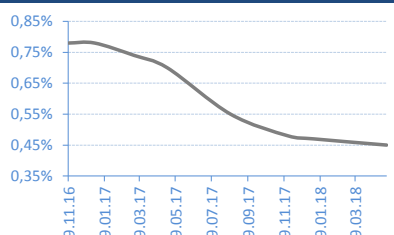
G-BONDS 10Y - RSD

| Date     | Rate  | Realisation |
|----------|-------|-------------|
| 07.08.18 | 4,80% | 26,87%      |
| 10.07.18 | 4,85% | 36,97%      |
| 15.05.18 | 4,90% | 96,72%      |
| 03.04.18 | 5,17% | 26,55%      |
| 20.03.18 | 5,17% | 83,61%      |
| 06.03.18 | 5,20% | 203,57%     |



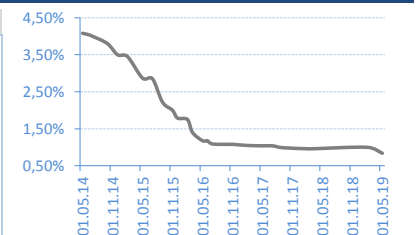
T-BILLS 53W - EUR

| Date     | Rate  | Realisation |
|----------|-------|-------------|
| 21.05.18 | 0,45% | 100,00%     |
| 18.01.18 | 0,47% | 98,00%      |
| 05.12.17 | 0,48% | 100,00%     |
| 30.08.17 | 0,55% | 50,00%      |
| 15.05.17 | 0,70% | 91,30%      |
| 20.03.17 | 0,74% | 60,00%      |
| 12.01.17 | 0,78% | 46,20%      |
| 29.11.16 | 0,78% | 100,00%     |



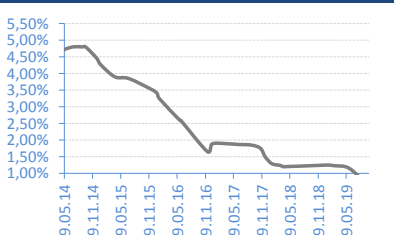
G-BONDS 2Y - EUR

| Date     | Rate  | Realisation |
|----------|-------|-------------|
| 27.05.19 | 0,84% | 148,40%     |
| 19.02.19 | 1,00% | 142,00%     |
| 22.03.18 | 0,96% | 25,62%      |
| 01.02.18 | 0,96% | 52,00%      |
| 14.09.17 | 0,99% | 53,60%      |
| 12.07.17 | 1,04% | 16,80%      |
| 23.05.17 | 1,04% | 99,00%      |
| 14.02.17 | 1,05% | 95,35%      |



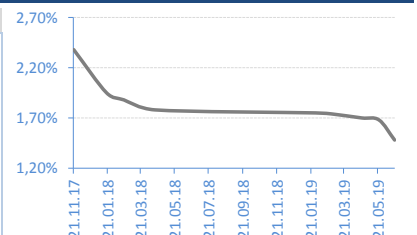
G-BONDS 3Y - EUR

| Date     | Rate  | Realisation |
|----------|-------|-------------|
| 23.10.19 | 0,60% | 100,00%     |
| 18.06.19 | 1,15% | 59,14%      |
| 12.03.19 | 1,23% | 50,04%      |
| 23.01.19 | 1,25% | 32,10%      |
| 20.04.18 | 1,20% | 35,96%      |
| 28.03.18 | 1,24% | 99,29%      |
| 02.02.18 | 1,29% | 100,00%     |
| 21.12.17 | 1,49% | 100,00%     |



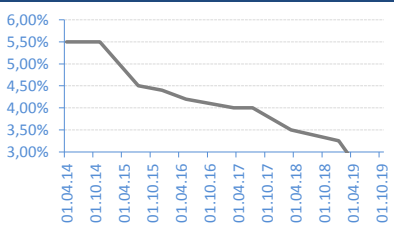
G-BONDS 5Y - EUR

| Date     | Rate  | Realisation |
|----------|-------|-------------|
| 20.06.19 | 1,48% | 47,86%      |
| 23.05.19 | 1,68% | 77,32%      |
| 22.04.19 | 1,70% | 19,90%      |
| 27.02.19 | 1,74% | 37,84%      |
| 29.01.19 | 1,75% | 41,25%      |
| 16.04.18 | 1,78% | 52,41%      |
| 19.02.18 | 1,88% | 79,99%      |
| 19.01.18 | 1,95% | 80,28%      |



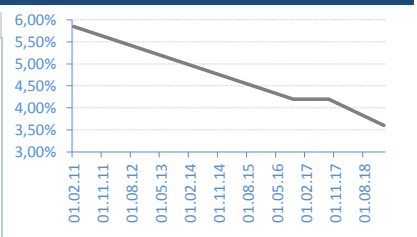
G-BONDS 10Y - EUR

| Date     | Rate  | Realisation |
|----------|-------|-------------|
| 09.10.19 | 1,89% | 100,00%     |
| 16.01.19 | 3,25% | 139,40%     |
| 26.03.18 | 3,50% | 86,85%      |
| 13.07.17 | 4,00% | 42,95%      |
| 15.03.17 | 4,00% | 65,60%      |
| 25.05.16 | 4,20% | 96,00%      |
| 04.12.15 | 4,40% | 100,00%     |
| 28.07.15 | 4,50% | 76,77%      |



G-BONDS 15Y - EUR

| Date     | Rate  | Realisation |
|----------|-------|-------------|
| 06.02.19 | 3,60% | 100,00%     |
| 06.09.17 | 4,20% | 70,13%      |
| 19.10.16 | 4,20% | 100,00%     |



## AKCIJE / Shares - REGULISANO TRŽIŠTE / REGULATED MARKET

## Najtrgovanije HOV / Most Active

|                                    | Symbol | Closing price | % Change | Open  | Max   | Min   | No of Trades | Volume | Volume RSD |
|------------------------------------|--------|---------------|----------|-------|-------|-------|--------------|--------|------------|
| NIS a.d. Novi Sad                  | NIIS   | 728           | 0,14%    | 711   | 730   | 711   | 26           | 2.061  | 1.500.244  |
| Komercijalna banka a.d. Beograd    | KMBN   | 3.249         | 3,08%    | 3.249 | 3.250 | 3.249 | 11           | 300    | 974.719    |
| Philip Morris Operations a.d. Nis  | DINNPB | 5.650         | -1,76%   | 5.650 | 5.650 | 5.650 | 4            | 100    | 565.000    |
| Aerodrom Nikola Tesla a.d. Beograd | AERO   | 897           | 1,01%    | 860   | 900   | 860   | 24           | 619    | 554.814    |
| Kopaonik a.d. Beograd              | KOPB   | 6.900         | 7,81%    | 6.900 | 6.900 | 6.900 | 1            | 80     | 552.000    |

## Dobitnici / Gainers

|                                    | Symbol | Closing price | % Change | Open  | Max   | Min   | No of Trades | Volume | Volume RSD |
|------------------------------------|--------|---------------|----------|-------|-------|-------|--------------|--------|------------|
| Kopaonik a.d. Beograd              | KOPB   | 6.900         | 7,81%    | 6.900 | 6.900 | 6.900 | 1            | 80     | 552.000    |
| Komercijalna banka a.d. Beograd    | KMBN   | 3.249         | 3,08%    | 3.249 | 3.250 | 3.249 | 11           | 300    | 974.719    |
| Metalac a.d. Gornji Milanovac      | MTLC   | 2.000         | 1,88%    | 2.000 | 2.000 | 2.000 | 3            | 83     | 166.000    |
| Aerodrom Nikola Tesla a.d. Beograd | AERO   | 897           | 1,01%    | 860   | 900   | 860   | 24           | 619    | 554.814    |
| NIS a.d. Novi Sad                  | NIIS   | 728           | 0,14%    | 711   | 730   | 711   | 26           | 2.061  | 1.500.244  |

## Gubitnici / Decliners

|                                       | Symbol | Closing price | % Change | Open  | Max   | Min   | No of Trades | Volume | Volume RSD |
|---------------------------------------|--------|---------------|----------|-------|-------|-------|--------------|--------|------------|
| Valjaonica bakra Sevojno a.d. Sevojno | VBSE   | 2.900         | -2,36%   | 2.900 | 2.900 | 2.900 | 2            | 54     | 156.600    |
| Philip Morris Operations a.d. Nis     | DINNPB | 5.650         | -1,76%   | 5.650 | 5.650 | 5.650 | 4            | 100    | 565.000    |

## AKCIJE / SHARES - MTP

## Najtrgovanije HOV / Most Active

|                                      | Symbol | Closing price | % Change | Bid (Volume) | Ask (Volume) | No of Trades | Volume | Volume RSD |
|--------------------------------------|--------|---------------|----------|--------------|--------------|--------------|--------|------------|
| Saobraćaj i transport a.d. Zrenjanin | SATR   | 2.245         | 0,09%    | 2245         | 2245         | 2245         | 2      | 595        |
| AMS Osiguranje a.d. Beograd          | AMSO   | 750           | 8,70%    | 750          | 750          | 750          | 1      | 257        |
| Min Div a.d. Svrlijig                | SVRL   | 601           | 0,17%    | 601          | 601          | 601          | 5      | 154        |
| Iritel a.d. Beograd                  | IRTL   | 1.211         | 3,24%    | 1494         | 1200         | 1211         | 2      | 133        |
| Putevi a.d. Uzice                    | PUUE   | 172           | 22,86%   | 177          | 155          | 172          | 3      | 105        |

## Dobitnici / Gainers

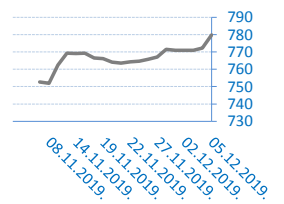
|                             | Symbol | Closing price | % Change | Bid (Volume) | Ask (Volume) | No of Trades | Volume | Volume RSD |
|-----------------------------|--------|---------------|----------|--------------|--------------|--------------|--------|------------|
| Putevi a.d. Uzice           | PUUE   | 172           | 22,86%   | 177          | 155          | 172          | 3      | 105        |
| AMS Osiguranje a.d. Beograd | AMSOPB | 840           | 20,00%   | 840          | 840          | 840          | 1      | 10         |
| AMS Osiguranje a.d. Beograd | AMSO   | 750           | 8,70%    | 750          | 750          | 750          | 1      | 257        |
| Iritel a.d. Beograd         | IRTL   | 1.211         | 3,24%    | 1494         | 1200         | 1211         | 2      | 133        |
| Termika a.d. Beograd        | TRBG   | 4.399         | 2,06%    | 4399         | 4399         | 4399         | 1      | 2          |

## Gubitnici / Decliners

|  | Symbol | Closing price | % Change | Bid (Volume) | Ask (Volume) | No of Trades | Volume | Volume RSD |
|--|--------|---------------|----------|--------------|--------------|--------------|--------|------------|
|--|--------|---------------|----------|--------------|--------------|--------------|--------|------------|

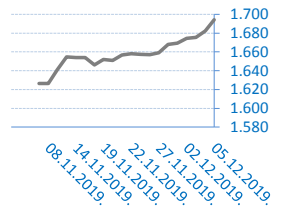
## BELEX15

|                  |        |
|------------------|--------|
| Vrednost / Value | 779,85 |
| Promena / Change | 7,57   |
| %                | 0,98%  |



## BELEXline

|                  |          |
|------------------|----------|
| Vrednost / Value | 1.694,29 |
| Promena / Change | 11,95    |
| %                | 0,71%    |



## Kontakt / Contacts:

## Srđan Tomašević

srđjan.tomasevic@erstebank.rs

Trgovanje / Trading

011/220 9116

## Aleksandar Zarić

aleksandar.zaric@erstebank.rs

Prodaja / Sales

011/220 9198

## Aleksandra Parčetić

aleksandra.parcetic@erstebank.rs

Brokersko poslovanje / Brokerage

011/220 9159

## Vladimir Vulević

vladimir.vulevic@erstebank.rs

Podrška i Razvoj / Support and Development

011 / 201 50 50

## Nenad Đurović

nenad.djurovic@erstebank.rs

Trgovanje / Trading

011/ 220 9115

## Dušan Stević

dusan.stevic@erstebank.rs

Prodaja / Sales

011/220 9118

## Goran Sladoje

goran.sladoje@erstebank.rs

Prodaja / Sales

011/ 220 9132

## Marija Đorđević

marija.djordjevic@erstebank.rs

Brokersko poslovanje /

Brokerage

011/220 9110

Izveštaj sačinio / Prepared by: Sektor sredstava / Treasury division

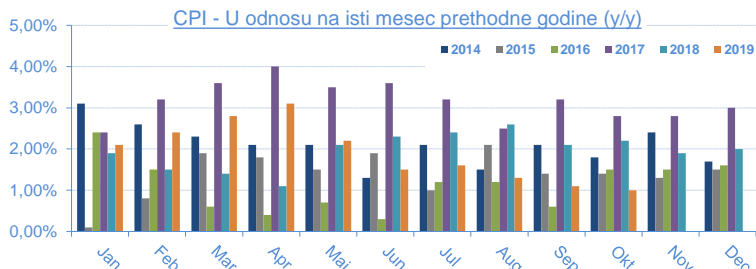
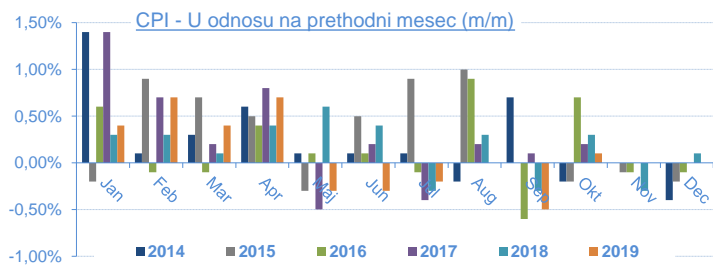
Informacije i cene iz ovog pregleda dobijene su iz izvora za koje verujemo da su pouzdani ali ne garantujemo njihovu tačnost i potpunost. Navedene informacije su važeće samo u trenutku njihovog sastavljanja a objavljuju se u ciju opšteg informisanja, pri čemu ne predstavljaju bilo kakav oblik investicionog saveta niti preporuke za investiranje niti na bilo koji način obavezuju Erste Bank ad Novi Sad u pogledu odgovornosti za štetu nastalu upotrebom informacija iz ovog pregleda.

The information and prices in this review are obtained from sources that we believe are reliable, but we do not guarantee their accuracy and completeness. The mentioned information is valid only at the time of their compilation and are published in the general information, whereby they do not represent any form of investment advice or recommendations for investing or in any way obligate Erste Bank ad Novi Sad in respect of liability for damages arising from the use of information referred to in of this review.



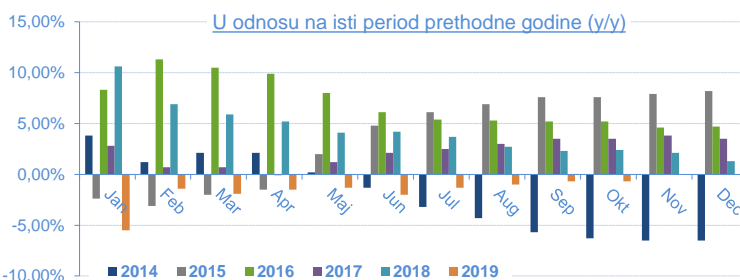
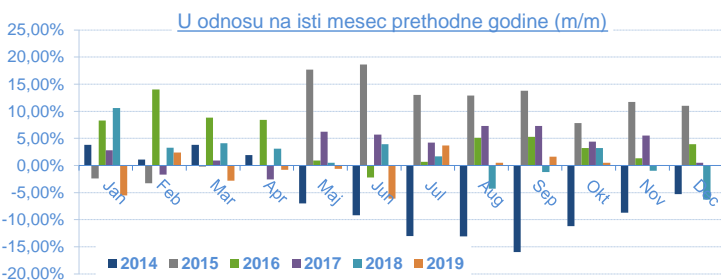
**Indeks potrošačkih cena (Consumer Price Index - CPI) / 2018**

|                                      | Jan      | Feb      | Mar      | Apr      | Maj      | Jun      | Jul      | Aug      | Sep      | Okt      | Nov | Dec |
|--------------------------------------|----------|----------|----------|----------|----------|----------|----------|----------|----------|----------|-----|-----|
| U odnosu na prethodni mesec (m/m)    | 0,40%    | 0,70%    | 0,40%    | 0,70%    | -0,30%   | -0,30%   | -0,20%   | 0,00%    | -0,50%   | 0,10%    |     |     |
| U odnosu na isti mesec 2018. (y/y)   | 2,10%    | 2,40%    | 2,80%    | 3,10%    | 2,20%    | 1,50%    | 1,60%    | 1,30%    | 1,10%    | 1,00%    |     |     |
| U odnosu na decembar 2018.           |          | 1,10%    | 1,50%    | 2,30%    | 2,00%    | 1,70%    | 1,50%    | 1,50%    | 1,00%    | 1,20%    |     |     |
| Datum objavljivanja / Published date | 22.02.19 | 12.03.19 | 12.04.19 | 13.05.19 | 12.06.19 | 12.07.19 | 12.08.19 | 12.09.19 | 11.10.19 | 12.11.19 |     |     |



**INDUSTRIJSKA PROIZVODNJA / Industrial production / 2019**

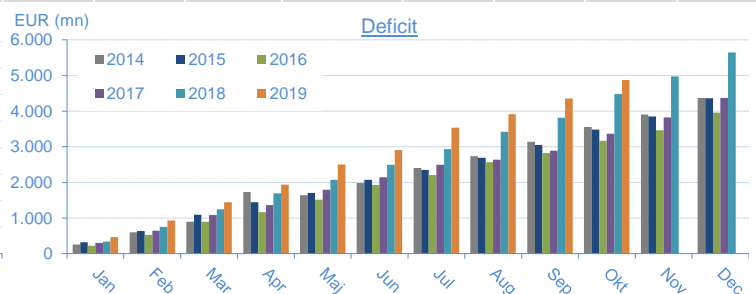
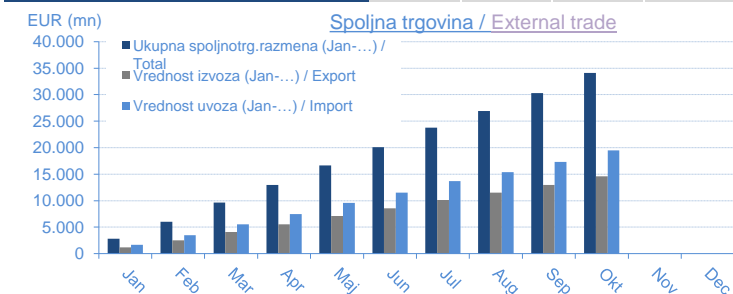
|  | Jan      | Feb      | Mar      | Apr      | Maj      | Jun      | Jul      | Aug      | Sep      | Okt      | Nov | Dec |
|--|----------|----------|----------|----------|----------|----------|----------|----------|----------|----------|-----|-----|
| U odnosu na isti mesec 2018 (m/m)            | -5,50%   | 2,40%    | -2,80%   | -0,80%   | -0,60%   | -6,10%   | 3,70%    | 0,50%    | 1,60%    | 0,50%    |     |     |
| U odnosu na isti period 2018 (jan-...) (y/y) | -5,50%   | -1,40%   | -1,90%   | -1,50%   | -1,30%   | -2,00%   | -1,30%   | -1,00%   | -0,70%   | -0,70%   |     |     |
| U odnosu na prosek 2018                      | -12,20%  | -7,40%   | 2,30%    | -4,40%   | 1,10%    | -2,50%   | 1,70%    |          | 3,80%    | 10,50%   |     |     |
| Datum objavljivanja / Published date         | 28.02.19 | 29.03.19 | 30.04.19 | 31.05.19 | 28.06.19 | 31.07.19 | 30.08.19 | 30.09.19 | 31.10.19 | 29.11.19 |     |     |



**SPOLJNOTRGOVINSKA ROBNA RAZMENA / External Trade / 2019**

\* u eur mln

| Mesec/Month                                     | Jan      | Feb      | Mar      | Apr       | Maj       | Jun       | Jul       | Aug       | Sep       | Okt       | Nov | Dec |
|---|----------|----------|----------|-----------|-----------|-----------|-----------|-----------|-----------|-----------|-----|-----|
| Ukupna spoljnotrg.razmena (Jan-...) / Total     | 2.840,40 | 6.015,80 | 9.626,40 | 12.958,60 | 16.675,50 | 20.077,90 | 23.801,00 | 26.891,80 | 30.323,80 | 34.095,90 |     |     |
| Promena / Yearly change                         | 7,80%    | 9,80%    | 8,10%    | 8,30%     | 9,70%     | 8,00%     | 9,00%     | 7,90%     | 7,90%     | 7,50%     |     |     |
| Vrednost izvoza (Jan-...) / Export              | 1.186,90 | 2.539,90 | 4.092,80 | 5.510,50  | 7.087,40  | 8.584,20  | 10.131,20 | 11.488,50 | 12.986,20 | 14.607,70 |     |     |
| Promena / Yearly change                         | 3,00%    | 7,10%    | 6,90%    | 7,30%     | 8,30%     | 6,70%     | 7,20%     | 6,90%     | 7,00%     | 7,30%     |     |     |
| Vrednost uvoza (Jan-...) / Import               | 1.653,50 | 3.475,90 | 5.533,60 | 7.448,10  | 9.588,10  | 11.493,70 | 13.669,80 | 15.403,30 | 17.337,60 | 19.488,20 |     |     |
| Promena / Yearly change                         | 11,50%   | 11,70%   | 9,00%    | 9,00%     | 10,80%    | 9,10%     | 10,40%    | 8,70%     | 8,70%     | 7,80%     |     |     |
| Deficit (jan-...)                               | 466,70   | 936,00   | 1.440,80 | 1.937,70  | 2.500,70  | 2.909,50  | 3.538,60  | 3.914,80  | 4.351,40  | 4.880,50  |     |     |
| Promena / Yearly change                         | 40,90%   | 26,50%   | 15,60%   | 14,20%    | 18,80%    | 17,00%    | 20,60%    | 14,50%    | 14,10%    | 9,20%     |     |     |
| Pokrivenost uvoza izvozom (Export/Import ratio) | 71,80%   | 73,10%   | 74,00%   | 74,00%    | 73,90%    | 74,70%    | 74,10%    | 74,60%    | 74,9%     | 74,9%     |     |     |
| Datum objavljivanja / Published date            | 12.03.19 | 29.03.19 | 30.04.19 | 31.05.19  | 28.06.19  | 31.07.19  | 30.08.19  | 30.09.19  | 31.10.19  | 29.11.19  |     |     |



**BUDŽETSKI BALANS / Budget balance**

\* u rsd mln

|                                       |            |
|---------------------------------------|------------|
| Budžetski balans u 2018.              | 32.183,97  |
| January 2019                          | 23.620,61  |
| February 2019                         | -1.429,81  |
| March 2019                            | -6.363,12  |
| April 2019                            | -10.322,94 |
| May 2019                              | 2.776,26   |
| June 2019                             | 13.189,82  |
| July 2019                             | 27.059,77  |
| August 2019                           | -1.883,59  |
| September 2019                        | 3.248,29   |
| October 2019                          |            |
| November 2019                         |            |
| December 2019                         |            |
| Budžetski balans u 2019. / Total 2019 | 49.895,29  |
| Planirani deficit u 2019. / Planned   | -3.344,12  |
| Ostvarenje plana / Realisation        |            |
| Datum ažuriranja / Published date     | 04.11.19   |

